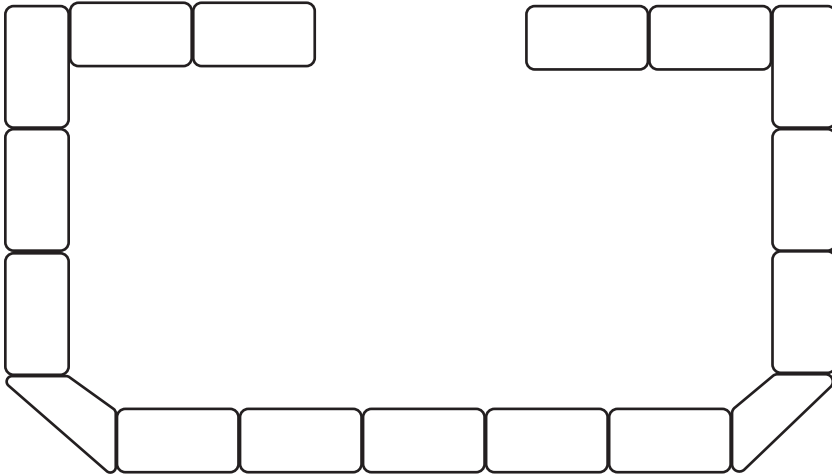
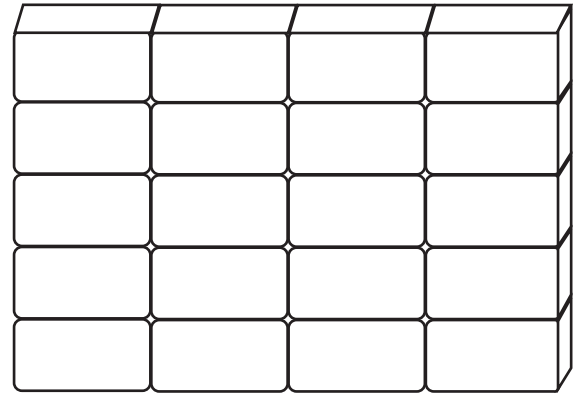


1. Snow Fort

View from above:



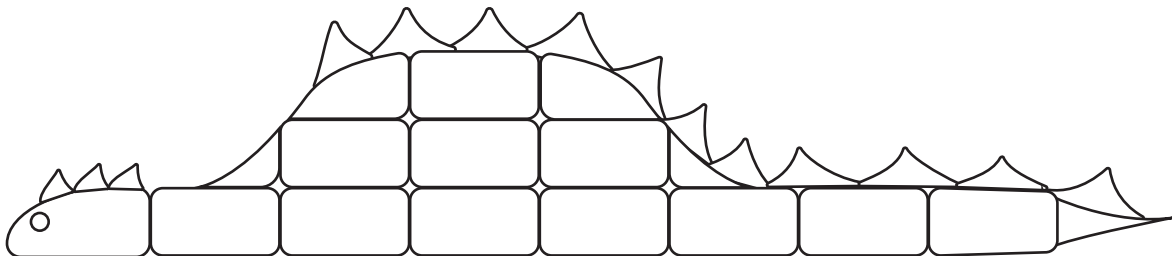
View from front:



1. Use the brick mold to lay the design and base of your snow fort.
2. Continue adding layers with your brick mold until your fort reaches desired height.
3. Mix the Color My Worlds colors and spray to decorate your fort.

2. Dragon


View from side:



1. Build dragon's body with brick mold.
2. Fill in around dragon's body with extra sand/snow. Smooth out the body and shape using your hands.
3. Create spikes by using snowballs or small sand mounds. Shape with your hands into spikes.
4. Mix the Color My Worlds colors and spray to decorate your dragon.

3. Turtle

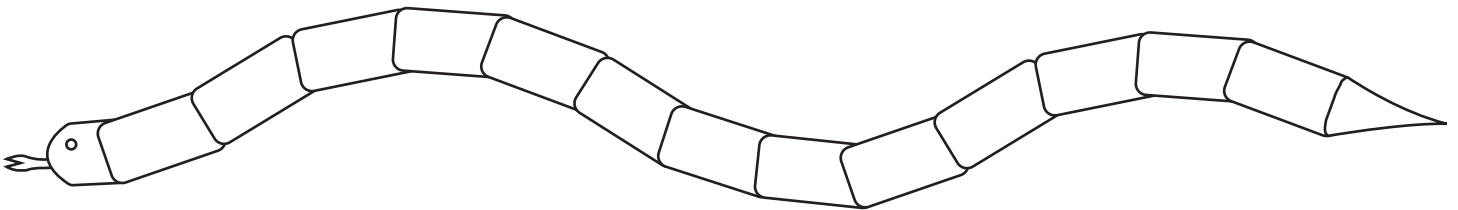
View from above:



1. Build turtle shell and head using the brick mold.
2. Add extra sand/snow around edges and smooth out to create the shape of the shell and head.
3. Add extra sand/snow on top of shell area to create rounded shell.
4. Use 4 large snowballs or sand mounds to make turtles feet/fins. Smooth out mounds and use your hands to shape feet or fins for your turtle.
5. Mix the Color My Worlds colors and spray to decorate your turtle.

4. Snake

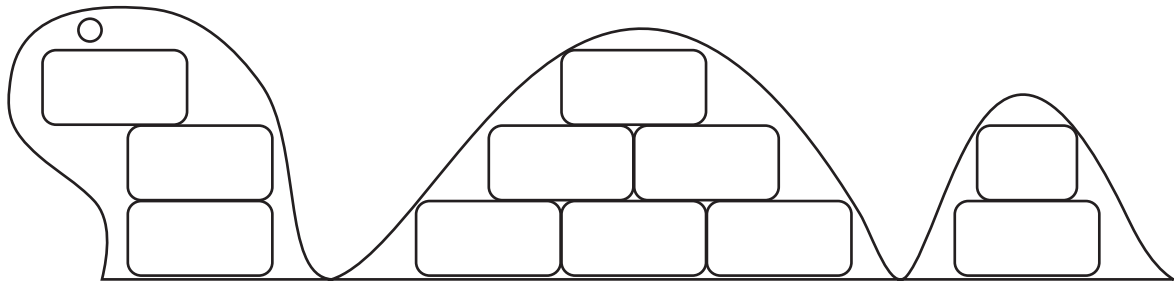
View from above:



1. Build the snake's body by laying brick mold in S shaped pattern.
2. Add extra sand/snow around edges and smooth out to create head and tail.
3. Mix the Color My Worlds colors and spray to decorate your snake.

5. Sea Monster

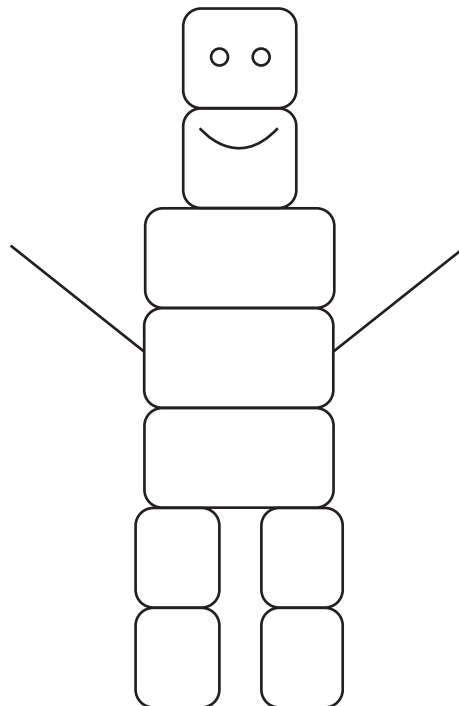
View from side:



1. Build body of seamonster with brick mold.
2. Using your hands add extra snow or moist sand to shape and smooth out head and body.
3. Mix the Color My Worlds colors and spray to decorate your sea monster.

6. Robot

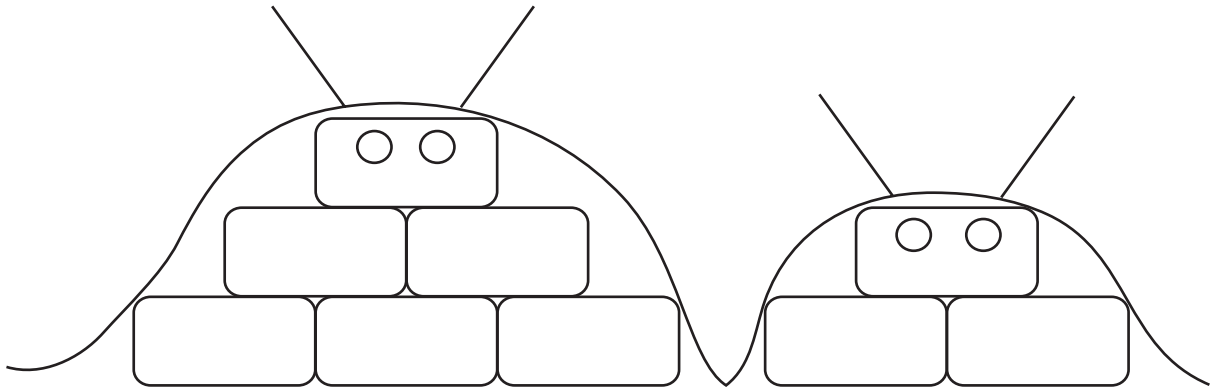
View from above or front:



1. Use brick mold to make legs, body, and head of robot.
2. Add extra snow to fill in gaps and shape your robot.
3. Use sticks for robot arms.
4. Mix the Color My Worlds colors and spray to decorate your robot.

7. Alien


View from front:



1. Build body of alien using brick mold.
2. Add extra sand/snow to round out body of alien.
3. Use rocks, shells, or indents in the snow/sand to make eyes.
4. Add sticks for antennas.
5. Mix the Color My Worlds colors and spray to decorate your aliens.

8. Flower

View from above:



1. Build mound of snow or sand for center of flower.
2. Use brick mold to make flower petals around the snow/sand mound.
3. Mix the Color My Worlds colors and spray to decorate your flower.